

# 2024 Decal Year

Craft must be registered Yearly

## OFFICE USE ONLY:

Date Paid: \_\_\_\_\_ Ck #: \_\_\_\_\_ Amount: \_\_\_\_\_

Queen's Landing Decal #: \_\_\_\_\_

Assigned to Rack: \_\_\_\_\_ Slot: \_\_\_\_\_

## QUEEN'S LANDING SMALL CRAFT STORAGE (SCS) NEW REGISTRATION

Small craft registrations are on an annual cycle and expire on May 30 of the following year. This Agreement for the storage of a small craft at the Association built and maintained racks is being made by and between Queen's Landing Council of Unit Owners of Chester, Queen Anne's County, Maryland and:

Name(s): \_\_\_\_\_

Unit Address: \_\_\_\_\_

Home/Cell Phone: \_\_\_\_\_ Work Phone: \_\_\_\_\_

Email Address: \_\_\_\_\_

It is agreed that there is a fee of \$30 per craft for the current decal year for this usage and that all craft are "stored at your own risk". The craft must be seaworthy to be stored within this area. Any violation of this license/agreement may require a hearing before the Board of Directors of Queen's Landing Council of Unit Owners prior to issuing a new license for the following year.

It is further agreed and understood that Queen's Landing or its assignees are not responsible for damage to or loss of craft as a result of using the storage facility and will not replace or make any repair to any boats stored in the facility.

The following information must be provided (if applicable). It is the responsibility of the owner to update the management office within 10 days of any change of the information provided on this form.

Boat Make: \_\_\_\_\_ Length: \_\_\_\_\_

Description of Craft (Color/Other Identifying Markings): \_\_\_\_\_

If you prefer the Macum Creek racks (C1 – C4) please check box (space is limited/first come basis):

State Registration No (if applicable): \_\_\_\_\_

Boat is insured with (if applicable): \_\_\_\_\_

- **PLEASE COMPLETE ONE FORM FOR EACH CRAFT.**
- **UNIT OWNER MUST BE IN GOOD STANDING (DUES CURRENT/NO VIOLATIONS)**
- **CRAFT MUST BE OWNED BY RESIDENT RENTING STORAGE SPACE**
- **ALL CONTACT INFORMATION MUST BE UP TO DATE**
- **DECALS MUST BE PLACED PER THE DIAGRAM LOCATED ON THE BACK OF THIS FORM (Placement varies depending on Rack assignment. Decal must be visible.)**
- **ALL CRAFT MUST BE SECURED TO THE RACK AND ONLY IN THE ASSIGNED RACK/SLOT**
- **ANY CRAFT WITHOUT A CURRENT DECAL WILL BE REMOVED FROM THE RACK**
- **ANNUAL FEE IS NON-REFUNDABLE, NON-PRORATABLE AND NON-TRANSFERABLE**
- **NO CRAFT OVER 9.5' LONG WILL BE STORED ON RACKS 2, 3 AND 4**

Craft Owner Signature: \_\_\_\_\_ Date: \_\_\_\_\_


**HOW TO PROPERLY PLACE DECAL AND CRAFT (position varies depending on Rack assignment):**

Decals and position of craft must be followed as outlined below so that decal is easily read for inspection/verification craft has been registered and is in the assigned rack/slot. Each rack has a rack number and slot letters (Image #3).



Image #1 – Decal on right side  
Racks 1 – 4 and C1 – C4

Image #2 – Decal on left side  
Racks 5 - 13



**Crafts Assigned to Racks 1 – 4:**

With craft right side up and standing so as to be facing the front of the craft, place decal **upside down** on the right (starboard) side of the craft at the bow (front) of the craft (see Image #1). When craft is stored upside down, the decal will then be right side up. Craft is to be placed in the rack so that the bow is pointed towards the marina path. See Image #4 below.

**Crafts Assigned to Racks 5 – 13:**

With craft right side up and standing so as to be facing the front of the craft, place decal **upside down** on the craft on the left (port) side of the craft at the bow (front) of the craft (see Image #2). When craft is stored upside down, the decal will then be right side up. Craft is to be placed in the rack so that the bow is pointed toward the marina path steps. See Image #5 below.

**Crafts Assigned to Racks C1 – C4 (Macum Creek):**

With craft right side up and standing so as to be facing the front of the craft, place decal **upside down** on the right (starboard) side of the craft at the bow (front) of the craft (see Image #1). When craft is stored upside down, the decal will then be right side up. Craft is to be placed in the rack so that the bow is pointed towards the lawn. See Image #6 below.

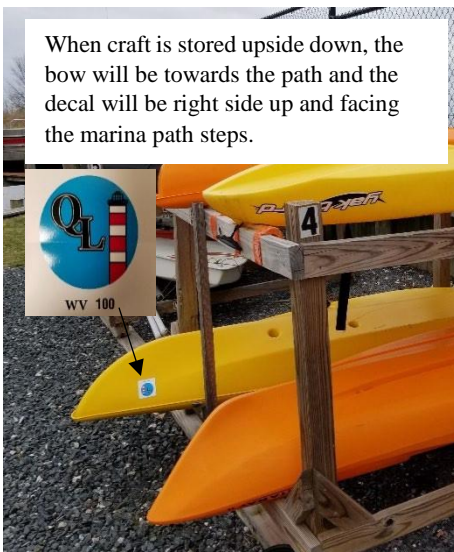
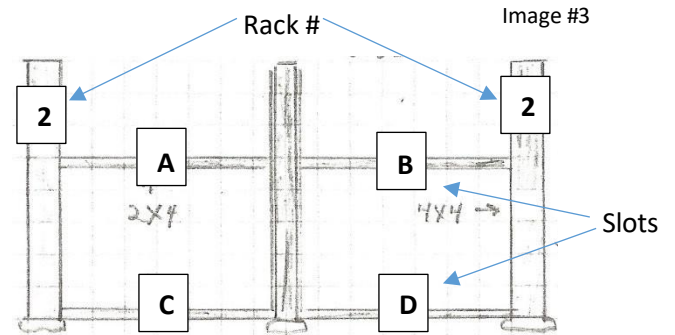


Image #4

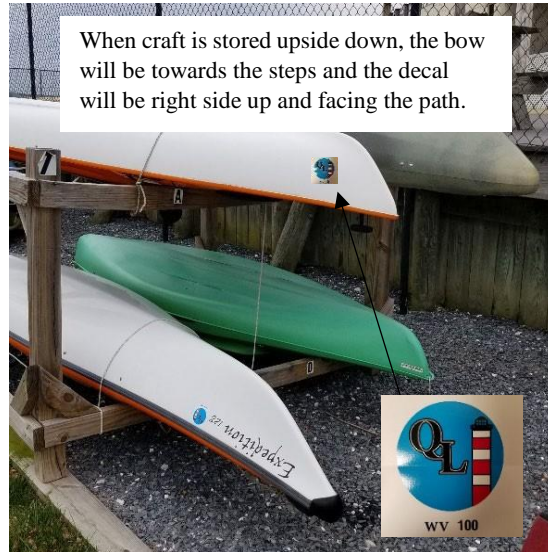


Image #5




Image #6